

Control Media Center

3 operating methods

1 SVS

Full version of the SVS software
(operation, administration, configuration)




2 SVS

Light version of the browser software



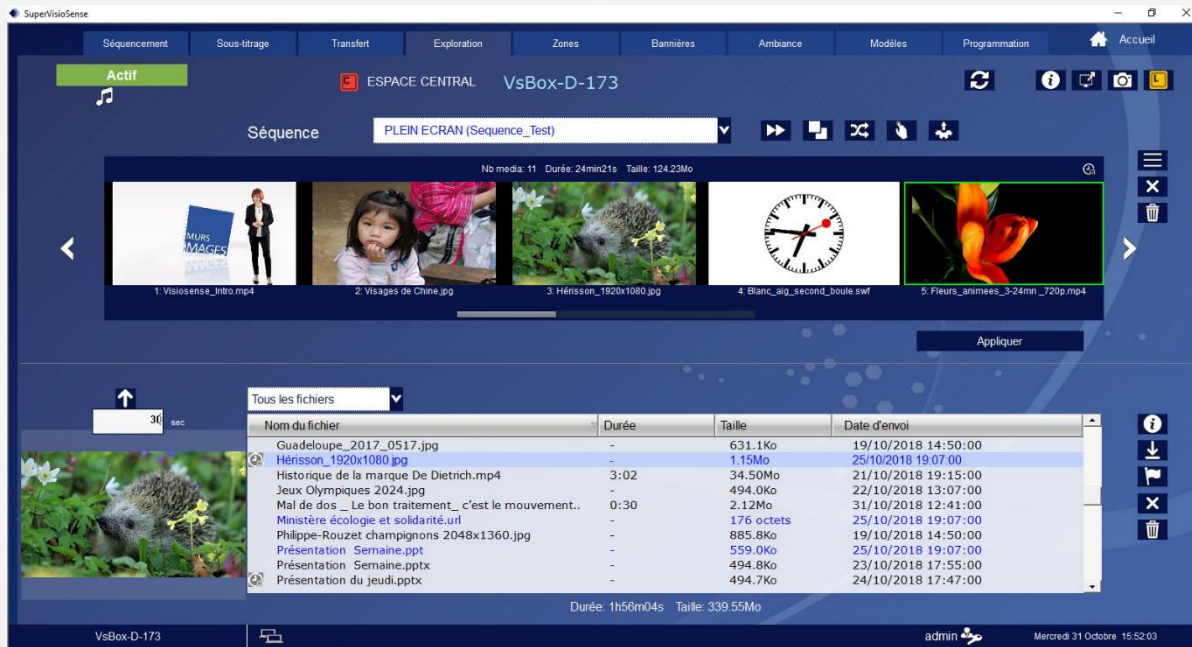
3 Easy push

Direct posting from windows or android



1 SVS

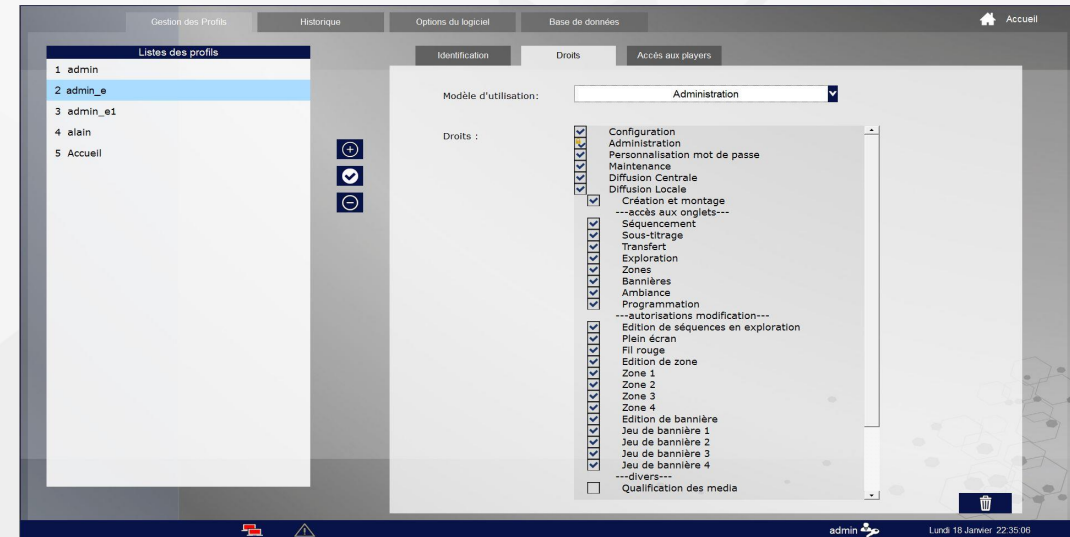
1st operating method



Media exploration and transfer

Svs offers all possibilities for:

- The realization of your diffusion scenarios
- User Administration
- Maintenance
- Player Configurations
- Management of additional modules (plugins)



User profiles administration

Several hundreds of effects and transitions, sound dubbing, fade, zoom, rotation etc ...

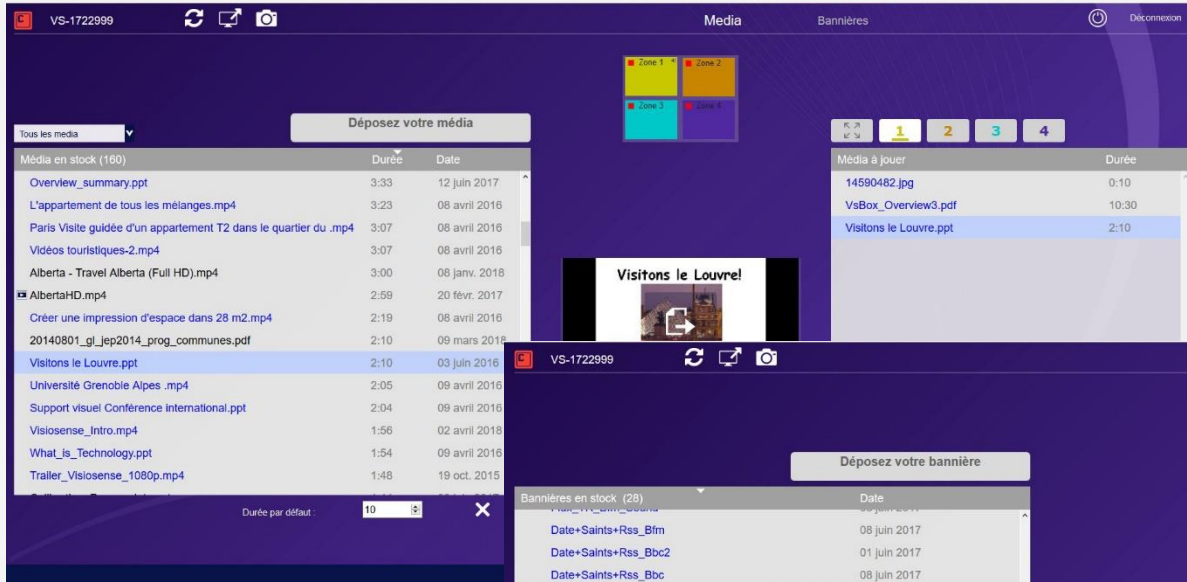


2nd operating method

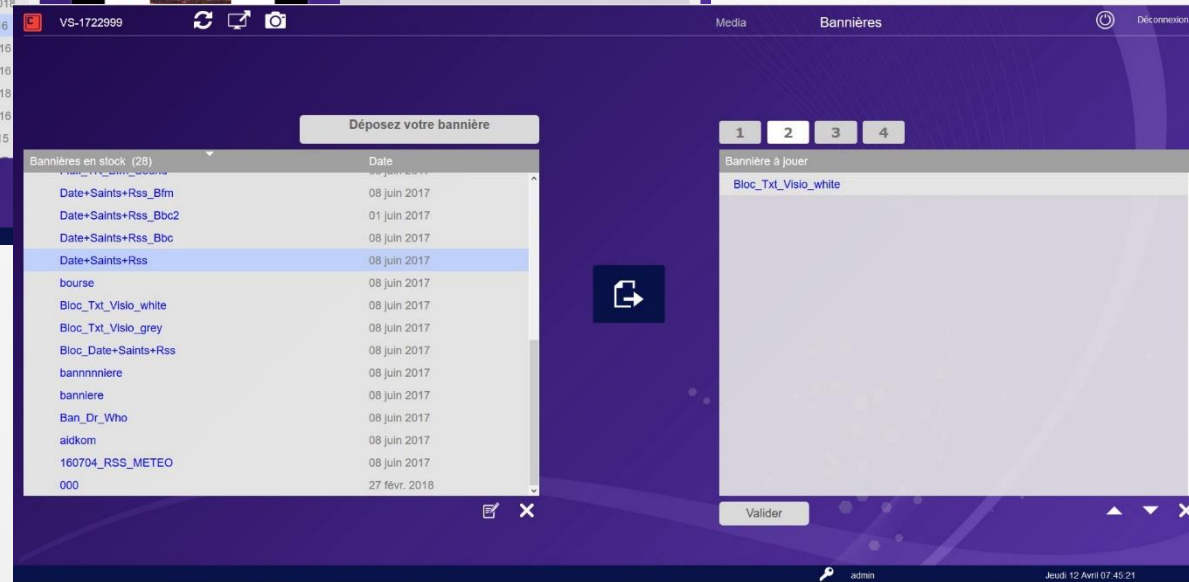


Web customer

Svs on Firefox, Edge, Chrome browser on tablets, mobiles etc..



Media exploration and transfer



Banners exploration and transfer

3

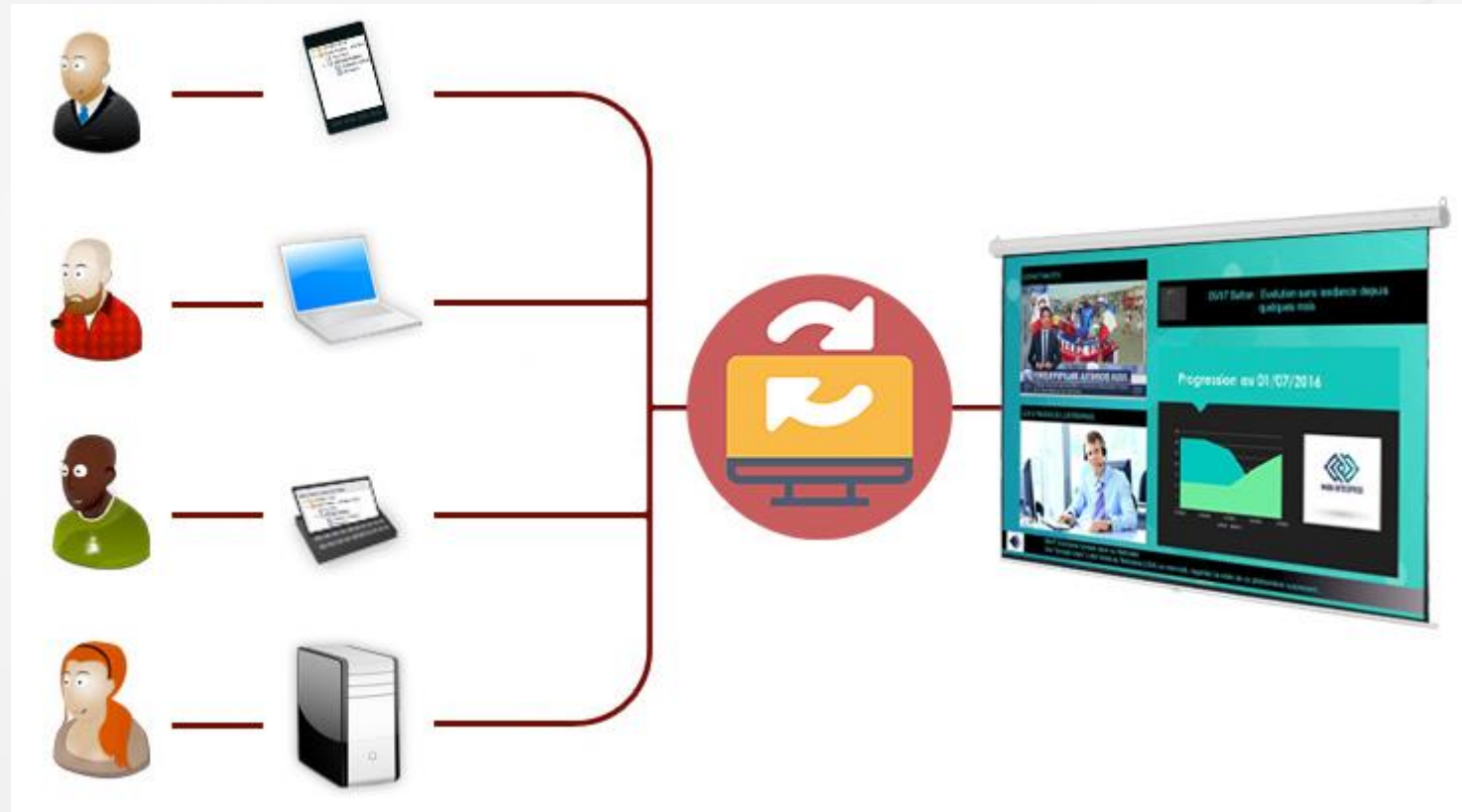


EasyPush

3rd operating method


With the Easypush module it is no longer necessary to train actors to use the SVS operating software.

The Communication team only loads media content. The Easy Push module synchronizes automatically the publication on the screens.



SVS : Sequences video montage

Editing sequences



The screenshot shows the SuperVisioSense application window. At the top, there is a navigation bar with tabs: Séquencement, Sous-titrage, Transfert, Exploration, Zones, Bannières, Ambiance, Modèles, Programmation, and Accueil. The 'Exploration' tab is active, showing a file explorer on the left with a tree structure under 'Mediatheque Svs'. The main area displays a video player with a hedgehog in a field of flowers. Below the player is a progress bar and a 'Durée (en s):' field. To the right, a 'Propriétés du fichier:' panel shows 'Hérisson_1920x1080.jpg' and 'Durée: Inconnue (1.15Mo, 0kb/s)'. A 'Envoi direct' button is visible. At the bottom, a timeline shows a sequence of media items: 1: Visiosense_Intro.mp4, 2: Visages de Chine.jpg, 3: Hérisson_1920x1080.jpg, 4: Blanc_aig_second_boule.swf, 5: Fleurs_animees_3-24mn_720p.mp4, and 6: Solution_Vsbox_Presentation.pdf. The status bar at the bottom right shows 'admin' and 'Vendredi 26 Octobre 08:35:16'.



SuperVisioSense

Séquencement | Sous-titrage | Transfert | Exploration | Zones | Bannières | Ambiance | Modèles | Programmation | Accueil

Actif

ESPACE CENTRAL VsBox-D-173

Séquence: PLEIN ECRAN (Sequence_Test)

Nb media: 11 Durée: 24min21s Taille: 124.23Mo

1: Visiosense_Intro.mp4 | 2: Visages de Chine.jpg | 3: Hérisson_1920x1080.jpg | 4: Blanc_aig_second_boule.swf | 5: Fleurs_animees_3-24mn_720p.mp4

Appliquer

30 sec

Tous les fichiers

Nom du fichier	Durée	Taille	Date d'envoi
Guadeloupe_2017_0517.jpg	-	631.1Ko	19/10/2018 14:50:00
Hérisson_1920x1080.jpg	-	1.15Mo	25/10/2018 19:07:00
Historique de la marque De Dietrich.mp4	3:02	34.50Mo	21/10/2018 19:15:00
Jeux Olympiques 2024.jpg	-	494.0Ko	22/10/2018 13:07:00
Mal de dos _ Le bon traitement_ c'est le mouvement..	0:30	2.12Mo	31/10/2018 12:41:00
Ministère écologie et solidarité.url	-	176 octets	25/10/2018 19:07:00
Philippe-Rouzet champignons 2048x1360.jpg	-	885.8Ko	19/10/2018 14:50:00
Présentation Semaine.ppt	-	559.0Ko	25/10/2018 19:07:00
Présentation Semaine.pptx	-	494.8Ko	23/10/2018 17:55:00
Présentation du jeudi.pptx	-	494.7Ko	24/10/2018 17:47:00

Durée: 1h56m04s Taille: 339.55Mo

VsBox-D-173 admin Mercredi 31 Octobre 15:52:03

SVS : Cutting the screen

Zones edition




The screenshot displays the SuperVisioSense software interface. At the top, a navigation bar includes tabs for Séquencement, Sous-titrage, Transfert, Exploration, Zones, Bannières, Ambiance, Modèles, Programmation, and Accueil. Below this, a toolbar contains icons for adding, deleting, and saving zones. The main workspace is titled "3_zones1et2_moyennes_et_3_grande" and features a grid with three colored zones: Zone 1 (yellow), Zone 2 (orange), and Zone 3 (cyan). To the right, a configuration panel lists these zones with dropdown menus set to "Espace central" and volume icons. Below the panel, a "Ratio de la zone 1" field is set to "1,777". At the bottom of the workspace, there are "Envoyer" and "Envoi Multiple" buttons. A taskbar at the bottom shows a window titled "ESPACE CENTRAL VsBox-D-173-Show3" with a list of zones: "4_zones_123et4_moyennes" and "Zones_accueil 2". An "Activer" button is positioned next to the list. On the right side of the taskbar, there is a "Zones_accueil 2" window with a preview of the zones and an "Arrêt des zones" button. The bottom status bar shows "VsBox-D-173-Show3" on the left and "Vendredi 26 Octobre 12:04:18" on the right.

SVS : Creating Bannières

Banners edition

The screenshot shows the SuperVisioSense application window with the 'Bannières' tab selected. The main workspace is titled 'Bannière_accueil_Visiosense'. On the left, there is a text editor containing the text: 'Date Saint Saints du jour' followed by a paragraph: 'Un environnement intuitif et attractif donnera libre cours à votre créativité par la mise en place d'un contenu varié et toujours actualisé.' Below the text editor is a font settings bar with 'Arial' selected and size '65'. On the right, there is an 'Edition' preview window showing a black screen. Below the preview are several configuration options: 'Animation' set to 'Verticale', 'Vitesse' set to 'faible', and 'Répéter' set to '1'. Other options include 'Arrière plan' (Image), 'Cadre' (Sans), and 'Effets spéciaux' (Sans). At the bottom of the main workspace are 'Envoyer' and 'Envoi Multiple' buttons. Below the main workspace is a 'WIDGETS' panel with a gear icon and a list of widgets under 'En stock': 'Ban3_horloge', 'Bannière_accueil_Visiosense', and 'Bloc_Txt_Meteo_white'. There is also a 'A Jouer' section with 'Bannière_accueil_Visiosense'. The bottom status bar shows 'VsBox-D-173-Show3' and the date 'Vendredi 26 Octobre 12:07:46'.



Configuration des Widgets

En stock

- Horloge
- Météo

Ajouter

Widgets à afficher

▲ ▼ ✕ □

Paramètres du widget:

Couleur: Prévisions :

Ville 1:

Ville 2:

Ville 3:

Cycle villes:

Journal Vidéo: Cycle vidéo:

Région:

OK





The screenshot shows the SuperVisioSense application window with the following components:

- Navigation Bar:** Séquencement, Sous-titrage, Transfert, Exploration, Zones, Bannières, **Ambiance**, Modèles, Programmation, Accueil.
- Exploration locale:** A file tree showing a path: Media > Audio > Mp3 > Classics > MP3_64Kbs. Files listed include "03_-_Quatre_murs_et_un_toit.rbs.mp3", "Ambiance.mp3", "Benabar - Le Diner.mp3", "Cali - Je m'en vais.mp3", "Fatal bazooka - Fous ta cagoule.mp3", "Georges Brassens - Fernande.mp3", "Georges Brassens - Les amoureux des bancs publics.mp3", and "Jean Louis Dubert - Parle Moi mp3 rbs.mp3". An "Envoyer" button is below the list.
- Ambiance.mp3 Player:** A media player showing a waveform and playback controls. Metadata: "Durée: 03:05 (2.82Mo, 125kb/s)".
- ESPACE CENTRAL:** A central area with a "VsBox-D-173-Show3" label.
- Pistes audio en stock: 6:** A list of audio sources: "Ambiance.mp3", "WebRadio-Bbc.url", "WebRadio-Europe1.url", "WebRadio-Nova.url", "WebRadio-Njr.url", and "WebRadio-Rtl.url". An "Ajouter" button is to the right.
- Liste de jeu:** A list containing "Ambiance.mp3". Navigation icons (up, down, close, trash) are on the right.
- Settings:** "Ambiance active:" (Oui/Non) and "Lecture aléatoire:" (Oui/Non) with a "Valider" button.
- Footer:** "VsBox-D-173-Show3" on the left and "Vendredi 26 Octobre 12:19:27" on the right.



The screenshot displays the SuperVisioSense application window. The top navigation bar includes tabs for Séquencement, Sous-titrage, Transfert, Exploration, Zones, Bannières, Ambiance, Modèles, Programmation, and Accueil. The 'Modèles' tab is active.

Exploration locale:

- 03-Bannières
- 04-Modèles
 - 00-Paysage
 - 00- Accueil
 - 01- Education
 - 02- Atelier-Industrie
 - 03- Restauration
 - 04- Classique
 - 05- File d'attente
 - 06- Funérarium
 - 07- Jeux Olympiques 2024
 - 08- Fleuriste
 - 09- Hub des Alpes

Template restauration.visio

Preview: A restaurant menu template with sections for 'MENU DU JOUR', 'Bonne nuit', and 'PROMOTION'. It features images of food and a clock.

Modèles en stock: 22

- Template Fleuriste.visio
- Template HUB visio
- Template Hub visio
- Template Visiosense Test.visio
- Template Visiosense test.visio
- Template accueil Visiosense.visio
- Template funérarium.visio
- Template Jeux Olympiques 2024.visio
- Template éducation 2.visio
- Template accueil.visio
- Template accueil 1080x1920.visio
- Template classique 1920x1080.visio
- Template education.visio
- Template industrie.visio

Template Fleuriste.visio

Preview: A florist template featuring a large red flower and smaller images of bouquets. Text includes 'Optez pour une valeur sûre...' and 'Aujourd'hui 18/10/18 nous fêtons les Luc'.

Modèle Comptes:

- 03- Bannières
- 04- Modèles
- 00- Paysage
- 00- Accueil
- 01- Education
- 02- Atelier-Industrie
- 03- Restauration
- 04- Classique
- 05- File d'attente
- 06- Funérarium
- 07- Jeux Olympiques 2024
- 08- Fleuriste
- 09- Hub des Alpes

Modèle Comptes:

- 1 zone menu
- 1 zone restaurant
- 1 zone promotions
- 1 arrière plan (+ arrière plans alternatifs)
- 1 bannière bienvenue
- 1 bannière horloge

Modèle Comptes:

- Zone 1,2 et 3 G petites
- Zone 4 D grande
- Bannière 1 haute texte
- Bannière 2 basse date et saint du jour



The screenshot displays the SuperVisioSense interface. At the top, there is a navigation bar with tabs: Séquencement, Sous-titrage, Transfert, Exploration, Zones, Bannières, Ambiance, Modèles, Programmation, and Accueil. The main area is titled 'ESPACE CENTRAL VsBox-D-173' and shows a 'CALENDRIER DE DIFFUSION' for 'Lundi 29 Octobre 2018'. A calendar on the left shows the month of October 2018, with the 29th highlighted. The broadcast schedule for the 29th includes:

- 08:00 Seq_Hub_Semaine
- 08:00 Démarrage des widgets
- 09:00 Seq_Twitter_eco
- 09:00 Ban3_horloge
- 10:00 Zones_accueil 2
- 11:00 Template Accueil Visiosense
- 12:30 Démarrage de l'ambiance
- 12:30 Arrêt des widgets
- 12:30 Sequence_Test
- 14:00 Fermeture espace Local
- 14:00 -- Arrêt des zones --

The 'Sequence_Test' entry is selected. On the right, the 'PROGRAMMATION D'UNE SEQUENCE' window shows 'Choix de la séquence:' with 'Sequence_Test' selected in a dropdown and 'plein écran' in another. Below this, a media strip shows 6 thumbnails. The 'Horaire:' is set to 12:30. At the bottom, there are buttons for 'Programmer' and 'Programme périodique'. The status bar at the bottom shows 'VsBox-D-173', 'admin', and 'Mercredi 31 Octobre 15:44:00'.



The screenshot displays the 'Gestion des Profils' (Profile Management) section of the SVS application. The 'Listes des profils' (Profiles List) on the left shows five profiles: 1 admin, 2 admin_e (selected), 3 admin_e1, 4 alain, and 5 Accueil. The main area is divided into three tabs: 'Identification', 'Droits' (selected), and 'Accès aux players'. The 'Droits' tab shows the 'Modèle d'utilisation' (Usage Model) set to 'Administration'. Below this, a list of permissions is shown with checkboxes and expandable arrows. The permissions include: Configuration, Administration, Personnalisation mot de passe, Maintenance, Diffusion Centrale, Diffusion Locale, Création et montage, ---accès aux onglets---, Séquencement, Sous-titrage, Transfert, Exploration, Zones, Bannières, Ambiance, Programmation, ---autorisations modification---, Edition de séquences en exploration, Plein écran, Fil rouge, Edition de zone, Zone 1, Zone 2, Zone 3, Zone 4, Edition de bannière, Jeu de bannière 1, Jeu de bannière 2, Jeu de bannière 3, Jeu de bannière 4, ---divers---, and Qualification des media. A trash icon is visible at the bottom right of the permissions list.

Fin de Présentation